



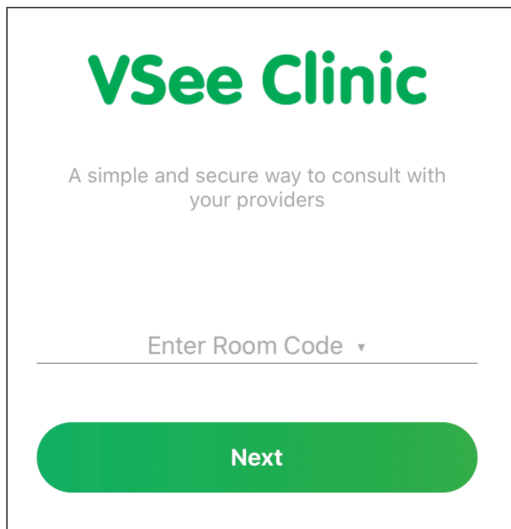


Telemedicine Patient Instructions - Mobile/Smartphone

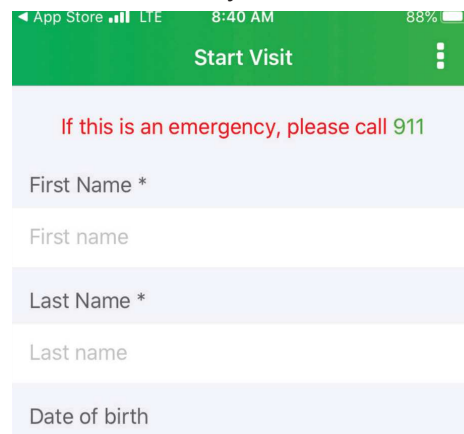
1.) After you schedule your visit - download the VSee Clinic app



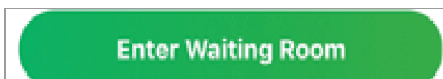
2.) Just before your visit, open the VSee Clinic app and enter the room code: **AFM**



3.) Fill out the questionnaire with your name, date of birth, and other info. Be sure to check the box to consent to your telemedicine visit.



4.) Tap “Enter Waiting Room.” You should see yourself on the screen while you wait for your provider to see you. Shortly, your provider will join the call and conduct your visit.



5.) When your visit is over, you may tap the red button to end the call, or wait for your provider to hang up on their end.

